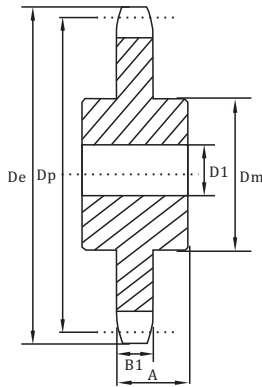


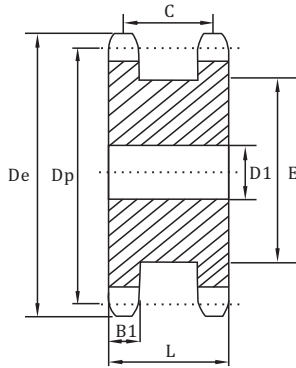
# Double Sprockets for Two Single Chains American Standard Series

No.40

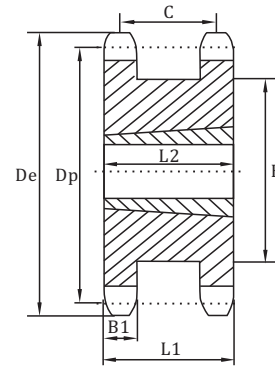
◇Pitch 1/2"    ◇Roller Φ 0.312"    ◇Tooth width B1 0.284"



TYPE C



TYPE A




TYPE B BUSH TYPE A

## Single-Type C-Steel


No. Teeth	Number	De	D1		Dm	A	Wt. Lbs. (Approx.)
			Min	Max.			
12	40C12	2.170	1/2	1	1 39/64 ★	1 1/2	.75
13	40C13	2.330	1/2	1 1/16	1 3/4	1 1/2	.94
14	40C14	2.490	1/2	1 1/8	1 11/16	1 1/2	.91
15	40C15	2.650	1/2	1 1/4	1 7/8	1 1/2	1.19
16	40C16	2.810	1/2	1 3/8	2	1 1/2	1.34
17	40C17	2.980	5/8	1 1/16	2 1/8	1 1/2	1.5
18	40C18	3.140	5/8	1 1/2	2 5/16	1 1/2	1.8

★ Has recessed groove in hub for chain clearance.



## Double Single-Type A-Steel

No. Teeth	Number	De	Dp	Type	D1		L	C	E	B1	Wt. (Approx.)
					Min	Max.					
15	DS40A15	2.650	2.405	A	1/2	1 1/4	1 13/32	1 1/8	1 13/16	.284	1.2
16	DS40A16	2.810	2.563	A	1/2	1 1/4	1 13/32	1 1/8	2	.284	1.4
17	DS40A17	2.980	2.721	A	1/2	1 5/16	1 13/32	1 1/8	2 1/8	.284	1.6
18	DS40A18	3.140	2.879	A	1/2	1 1/2	1 13/32	1 1/8	2 5/16	.284	1.8
19	DS40A19	3.300	3.038	A	5/8	1 11/16	1 13/32	1 1/8	2 1/2	.284	2.2
20	DS40A20	3.460	3.196	A	5/8	1 3/4	1 13/32	1 1/8	2 5/8	.284	2.6
21	DS40A21	3.620	3.355	A	5/8	1 3/4	1 13/32	1 1/8	2 25/32	.284	2.9
22	DS40A22	3.780	3.513	A	5/8	1 13/16	1 13/32	1 1/8	2 15/16	.284	3.0
23	DS40A23	3.940	3.672	A	5/8	2 1/16	1 13/32	1 1/8	2 3/32	.284	3.5
24	DS40A24	4.100	3.831	A	5/8	2 1/4	1 13/32	1 1/8	2 17/64	.284	4.0



## Double Single-Taper Bushed-Steel

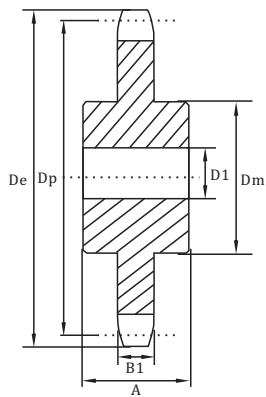
No. Teeth	Number	Bushing Size	De	Dp	D1		Type	L1	C	E	L2	B1	Wt. Rim Only
					Min	Max.							
19	DS40ATB19H	1215	3.300	3.308	1/2	1 1/4	A	1 13/32	1 1/8	2 1/2	1 1/2	.284	1.1
20	DS40ATB20H	1215	3.460	3.196	1/2	1 1/4	A	1 13/32	1 1/8	2 5/8	1 1/2	.284	1.3
21	DS40ATB21H	1615	3.620	3.355	1/2	1 5/8	A	1 13/32	1 1/8	2 25/32	1 1/2	.284	1.3
23	DS40ATB23H	1615	3.940	3.672	1/2	1 5/8	A	1 13/32	1 1/8	2 3/32	1 1/2	.284	1.5
24	DS40ATB24H	1615	4.100	3.831	1/2	1 5/8	A	1 13/32	1 1/8	2 17/64	1 1/2	.284	1.7



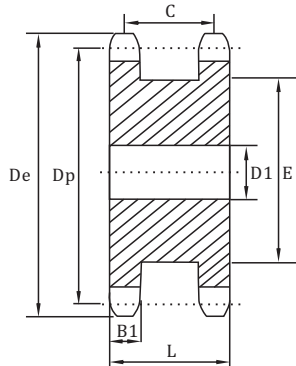
# Double Sprockets for Two Single Chains American Standard Series

No.50

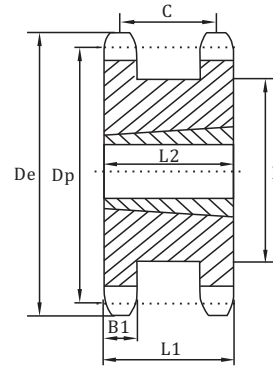
◇ Pitch 5/8"    ◇ Roller Φ 0.400"    ◇ Tooth width B1 0.343"



TYPE C



TYPE A




TYPE A WITH BUSH

## Single-Type C-Steel


No. Teeth	Number	De	D1		Dm	A	Wt. Lbs. (Approx.)
			Min	Max.			
12	50C12	2.710	5/8	1 1/4	2 ★	1 5/8	1.25
13	50C13	2.910	5/8	1 5/16	1 7/8	1 5/8	1.47
14	50C14	3.110	5/8	1 7/16	2 1/8	1 5/8	1.69
15	50C15	3.320	5/8	1 1/2	2 3/8	1 5/8	1.94
16	50C16	3.520	5/8	1 3/4	2 1/2	1 5/8	2.42
17	50C17	3.720	5/8	1 7/8	2 5/8	1 5/8	2.75
18	50C18	3.920	5/8	1 7/8	2 5/8	1 5/8	3.25
19	50C19	4.120	3/4	2	3 5/8	1 5/8	3.87
20	50C20	4.320	3/4	2	3	1 5/8	4.40

★ Has recessed groove in hub for chain clearance.



## Double Single-Type A-Steel

No. Teeth	Number	De	Dp	Type	D1		L	C	E	B1	Wt. (Approx.)
					Min	Max.					
15	DS50A15	3.320	3.006	A	5/8	1 1/2	1 21/32	1 3/16	2 3/8	.343	2.1
16	DS50A16	3.520	3.204	A	5/8	1 11/16	1 21/32	1 5/16	2 1/2	.343	2.4
17	DS50A17	3.720	3.401	A	5/8	1 3/4	1 21/32	1 5/16	2 11/16	.343	2.9
18	DS50A18	3.920	3.599	A	5/8	1 7/8	1 21/32	1 5/16	2 57/64	.343	3.3
19	DS50A19	4.120	3.797	A	5/8	2 1/16	1 21/32	1 5/16	3 5/64	.343	3.7
20	DS50A20	4.320	3.995	A	5/8	2 1/4	1 21/32	1 5/16	3 31/32	.343	4.2
21	DS50A21	4.520	4.194	A	5/8	2 1/4	1 21/32	1 5/16	3 31/64	.343	4.8
22	DS50A22	4.720	4.392	A	5/8	2 7/16	1 21/32	1 5/16	3 11/16	.343	5.3
23	DS50A23	4.920	4.590	A	5/8	2 5/8	1 21/32	1 5/16	3 57/64	.343	5.8
24	DS50A24	5.120	4.788	A	5/8	2 3/4	1 21/32	1 5/16	4 5/64	.343	6.3



## Double Single-Taper Bushed-Steel

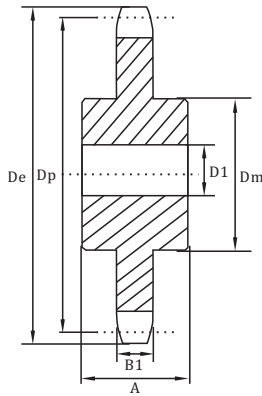
No. Teeth	Number	Bushing Size	De	Dp	D1		Type	L1	C	E	L2	B1	Wt. Rim Only
					Min	Max.							
17	DS50ATB17H	1615	3.720	3.401	1/2	1 5/8	A	1 21/32	1 5/16	2 11/16	1 1/2	.343	1.8
18	DS50ATB18H	1615	3.920	3.599	1/2	1 5/8	A	1 21/32	1 5/16	2 57/64	1 1/2	.343	2.2
19	DS50ATB19H	1615	4.120	3.797	1/2	1 5/8	A	1 21/32	1 5/16	3 5/64	1 1/4	.343	2.7
21	DS50ATB21H	2012	4.520	4.194	1/2	2	A	1 21/32	1 5/16	3 15/16	1 1/4	.343	3.3
23	DS50ATB23H	2012	4.920	4.590	1/2	2	A	1 21/32	1 5/16	3 57/64	1 1/4	.343	3.7
24	DS50ATB24H	2012	5.120	4.788	1/2	2	A	1 21/32	1 5/16	4 5/64	1 1/4	.343	4.1



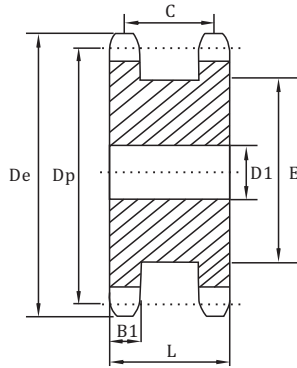
# Double Sprockets for Two Single Chains American Standard Series

No.60

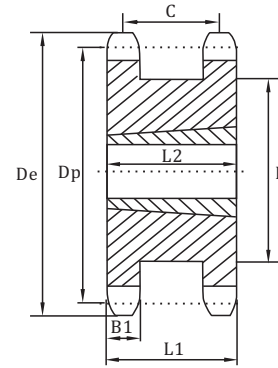
◇ Pitch 3/4" ◇ Roller Φ 0.468" ◇ Tooth width B1 0.459"



TYPE C



TYPE A



TYPE A BUSH TYPE A

## Single-Type C


No. Teeth	Number	De	D1		Dm	A	Wt. Lbs. (Approx.)
			Min	Max.			
12	60C12	3.325	3/4	1 3/8	2 3/8 ★	2	2.25
13	60C13	3.490	3/4	1 1/2	2 11/32	2	2.75
14	60C14	3.740	3/4	1 3/4	2 7/16	2	3.10
15	60C15	3.980	3/4	1 7/8	2 7/8	2	3.19
16	60C16	4.220	3/4	2	3 1/16	2	4.19
17	60C17	4.460	3/4	2 1/4	3 1/4	2	4.81
18	60C18	4.700	3/4	2 7/8	3 1/2	2	5.62

★ Has recessed groove in hub for chain clearance.



## Double Single-Type A-Steel

No. Teeth	Number	De	Dp	Type	D1		L	C	E	B1	Wt. (Approx.)
					Min	Max.					
13	DS60A13	3.490	3.134	A	3/4	1 1/4	1 15/16	1 31/64	2 11/32	.495	2.6
14	DS60A14	3.740	3.371	A	3/4	1 5/16	1 15/16	1 31/64	2 7/16	.495	3.2
15	DS60A15	3.980	3.607	A	3/4	1 1/2	1 15/16	1 31/64	2 7/8	.495	3.8
16	DS60A16	4.220	3.844	A	3/4	1 11/16	1 15/16	1 31/64	3 3/64	.495	4.5
17	DS60A17	4.460	4.082	A	3/4	1 3/4	1 15/16	1 31/64	3 1/4	.495	5.3
18	DS60A18	4.700	4.319	A	3/4	1 7/8	1 15/16	1 31/64	3 1/2	.495	6.5
19	DS60A19	4.950	4.557	A	3/4	2 1/16	1 15/16	1 31/64	3 45/64	.495	6.8
20	DS60A20	5.190	4.794	A	3/4	2 1/4	1 15/16	1 31/64	3 61/64	.495	7.0
21	DS60A21	5.430	5.032	A	3/4	2 3/4	1 15/16	1 31/64	4 7/16	.495	7.5



## Double Single-Taper Bushed-Steel

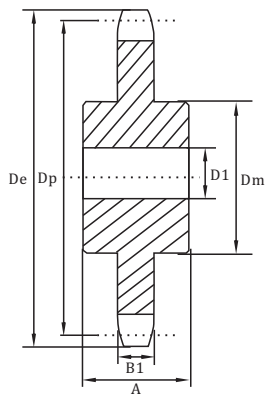
No. Teeth	Number	Bushing Size	De	Dp	D1		Type	L1	C	E	L2	B1	Wt. Rim Only
					Min	Max.							
17	DS60ATB17H	1615	4.460	4.002	1/2	1 5/8	A	1 15/16	1 31/64	3 7/32	1 1/2	.495	4.5
18	DS60ATB18H	2012	4.700	4.319	1/2	2	A	1 15/16	1 31/64	3 15/32	1 1/4	.495	5.0
19	DS60ATB19H	2012	4.950	4.557	1/2	2	A	1 15/16	1 31/64	3 45/64	1 1/4	.495	5.8
20	DS60ATB20H	2517	5.190	4.794	1/2	2 1/2	A	1 15/16	1 31/64	3 61/64	1 3/4	.495	5.6
21	DS60ATB21H	2517	5.430	5.032	1/2	2 1/2	A	1 15/16	1 31/64	4 3/16	1 3/4	.495	6.4
23	DS60ATB23H	2517	5.910	5.508	1/2	2 1/2	A	1 15/16	1 31/64	4 43/64	1 3/4	.495	7.3
24	DS60ATB24H	2517	6.150	5.746	1/2	2 1/2	A	1 15/16	1 31/64	4 29/32	1 3/4	.495	8.2



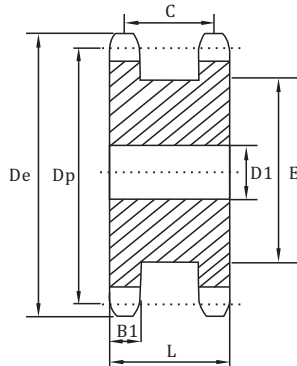
# Double Sprockets for Two Single Chains American Standard Series

No.80

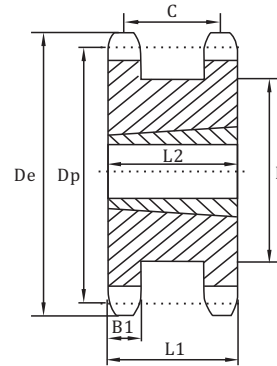
◇Pitch 1" ◇RollerΦ 0.625" ◇Tooth width B1 0.575"



TYPE C



TYPE A




TYPER BUSH TYPE A

## Single-Type C-Steel


No. Teeth	Number	De	D1		Dm	A	Wt. Lbs. (Approx.)
			Min	Max.			
11	80C11	4.010	1	1 5/8	2 29/32 ★	2 3/8	3.87
12	80C12	4.330	1	1 7/8	3 1/8 ★	2 3/8	4.31
13	80C13	4.660	1	2	3 1/64	2 3/8	5.32
14	80C14	4.980	1	2 1/4	3 11/32	2 3/8	6.44
15	80C15	5.300	1	2 1/2	3 13/16	2 3/8	7.75
16	80C16	5.630	1	2 3/4	4	2 3/8	8.81

★ Has recessed groove in hub for chain clearance.



## Double Single-Type A-Steel

No. Teeth	Number	De	Dp	Type	D1		L	C	E	B1	Wt. (Approx.)
					Min	Max.					
13	DS80A13	4.660	4.179	A	1	2	2 3/16	1 5/8	3 1/64	.575	6.5
14	DS80A14	4.980	4.494	A	1	2 1/4	2 3/16	1 5/8	3 11/32	.575	7.7
15	DS80A15	5.300	4.810	A	1	2 3/8	2 3/16	1 5/8	3 13/16	.575	9.1
16	DS80A16	5.630	5.126	A	1	2 11/16	2 3/16	1 5/8	4	.575	9.5
17	DS80A17	5.950	5.442	A	1	2 13/16	2 3/16	1 5/8	4 5/16	.575	10.8
18	DS80A18	6.270	5.759	A	1	3 1/8	2 3/16	1 5/8	4 41/64	.575	12.1
19	DS80A19	6.590	6.076	A	1	3 1/4	2 3/16	1 5/8	4 61/64	.575	12.8
20	DS80A20	6.910	6.392	A	1	3 1/2	2 3/16	1 5/8	5 9/32	.575	14.0
21	DS80A21	7.240	6.710	A	1	3 3/4	2 3/16	1 5/8	5 19/32	.575	16.5
22	DS80A22	7.560	7.027	A	1	3 7/8	2 3/16	1 5/8	5 29/32	.575	18.4



## Double Single-Taper Bushed-Steel

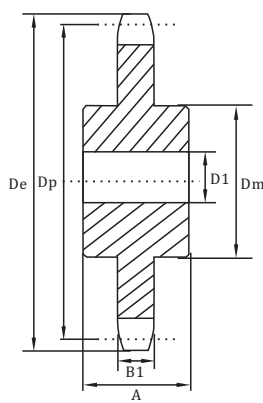
No. Teeth	Number	Bushing Size	De	Dp	D1		Type	L1	C	E	L2	B1	Wt. Rim Only
					Min	Max.							
17	DS80ATB17H	2517	5.950	5.442	1/2	2 1/2	A	2 3/16	1 5/8	4 5/16	1 3/4	.575	7.6
18	DS80ATB18H	2517	6.270	5.759	1/2	2 1/2	A	2 3/16	1 5/8	4 3/4	1 3/4	.575	8.7
19	DS80ATB19H	3020	6.590	6.076	15/16	3	A	2 3/16	1 5/8	4 61/64	2	.575	9.7
21	DS80ATB21H	3020	6.910	6.392	15/16	3	A	2 3/16	1 5/8	5 9/32	2	.575	10.
22	DS80ATB22H	3020	7.240	6.710	15/16	3	A	2 3/16	1 5/8	5 19/32	2	.575	12.
23	DS80ATB23H	3020	7.880	7.344	15/16	3	A	2 3/16	1 5/8	6 15/64	2	.575	14.5



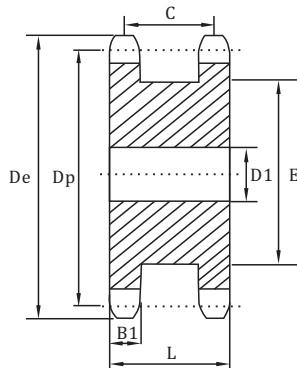
# Double Sprockets for Two Single Chains American Standard Series

No.100

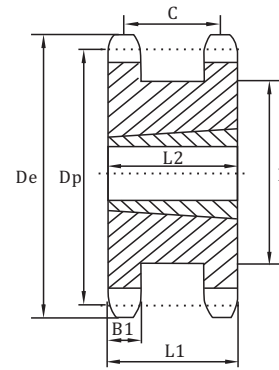
◇ Pitch 1- 1/4"    ◇ Roller Φ 0.750"    ◇ Tooth width B1 0.692"



TYPE C



TYPE A




TYPER BUSH TYPE A

## Single-Type C


No. Teeth	Number	De	D1		Dm	A	Wt. Lbs. (Approx.)
			Min	Max.			
10	100C10	4.600	1	1 7/8	3 9/32	2 7/8	6.13
11	100C11	5.010	1	2 1/4	3 9/16	2 7/8	7.12
12	100C12	5.420	1	2 5/16	4	2 7/8	8.37
13	100C13	5.820	1	2 3/8	3 57/64	2 7/8	10.00
14	100C14	6.230	1 1/4	2 3/4	4 3/16	2 7/8	12.19

★ Has recessed groove in hub for chain clearance.



## Double Single-Type A-Steel

No. Teeth	Number	De	Dp	Type	D1		L	C	E	B1	Wt. (Approx.)
					Min	Max.					
13	DS100A13	5.820	5.223	A	1	2 1/2	2 11/16	2	3 25/32	.692	11.2
14	DS100A14	6.230	5.617	A	1 1/4	2 3/4	2 11/16	2	4 7/16	.692	13.5
15	DS100A15	6.630	6.012	A	1 1/4	3 1/16	2 11/16	2	4 19/32	.692	16.8
16	DS100A16	7.030	6.407	A	1 1/4	3 1/4	2 11/16	2	4 1/2	.692	19.3
17	DS100A17	7.440	6.803	A	1 1/4	3 5/8	2 11/16	2	4 29/32	.692	21.5
18	DS100A18	7.840	7.198	A	1 1/4	3 3/4	2 11/16	2	5 7/32	.692	23.0
19	DS100A19	8.240	7.595	A	1 1/4	4 3/16	2 11/16	2	6 13/64	.692	25.0
20	DS100A20	8.640	7.991	A	1 1/4	4 3/8	2 11/16	2	6 39/64	.692	26.5
21	DS100A21	9.040	8.387	A	1 1/4	5 1/4	2 11/16	2	7	.692	29.0



## Double Single-Taper Bushed-Steel

No. Teeth	Number	Bushing Size	De	Dp	D1		Type	L1	C	E	L2	B1	Wt. Rim Only
					Min	Max.							
16	DS100ATB16H	2517	7.030	6.407	3/4	2 1/2	A	2 11/16	2	5	1 3/4	.692	13.
17	DS100ATB17H	3020	7.440	6.803	15/16	3	A	2 11/16	2	5 13/32	2	.692	14
18	DS100ATB18H	3020	7.840	7.198	15/16	3	A	2 11/16	2	5 51/64	2	.692	16.
19	DS100ATB19H	3020	8.240	7.595	15/16	3	A	2 11/16	2	6 13/64	2	.692	20.
21	DS100ATB21H	3020	9.040	8.387	15/16	3	A	2 11/16	2	7	2	.692	27.5

